

# Guideline for Rubbish Disposal and Recycling (For Household Waste)



Please see the homepage for details.

Please put your trash out at a region designated collection point by 8:30 am on the morning of the collection day.


## Burnable Rubbish

- Burnable material less than 60 cm. (wood, paper, cloth, plastic, etc.)
- Remove as much metal (springs, screws, fasteners, fasteners, etc.) as possible.
- Cut large or long items into pieces less than 60 cm.

<b>●Raw waste</b> <ul style="list-style-type: none"> <li>※ Drain the water.</li> </ul>	<b>●Lunch container that does not remove dirt</b> 	<b>●Bag</b> 	<b>●FootWear</b> <ul style="list-style-type: none"> <li>※ Safety shoes should be put out as non-burnable garbage.</li> </ul>	<b>●Straw</b> 	<b>●Packaging band (PP band)</b> 	<b>●Plastic hanger</b> 	<b>●Paper diaper</b> <ul style="list-style-type: none"> <li>※ Remove dirt.</li> </ul>	
<b>●Dirt-repellent tube</b> <ul style="list-style-type: none"> <li>※ Use up the contents and dispose of them in the garbage.</li> </ul>	<b>●Grass/Tree/Branch</b> <ul style="list-style-type: none"> <li>※ Cut into pieces less than 5 cm in thickness and less than 60 cm in length and bundle them together.</li> <li>Up to 60cm</li> <li>※ Up to 3 bags or 3 bundles.</li> </ul>			<b>●CD, DVD</b> 		<b>●Bucket</b> 	<b>●Refrigerant</b> 	<b>●Disposable heating pad</b> <ul style="list-style-type: none"> <li>※ Allow to cool and discard.</li> </ul>

Please put it in the Hamamatsu City household garbage bag.

The bag sizes are 45ℓ, 30ℓ, 20ℓ, and 10ℓ. There are two types of bags: rectangular and handbag.



※ You can take out up to 3 bags at a time.

## Non-Burnable Rubbish

- Non-combustible materials with a length of less than 60 cm. (metal, glass, pottery, etc.)
- Wrap glasses and cutlery in paper or cloth or put them in a box. Please write the contents.

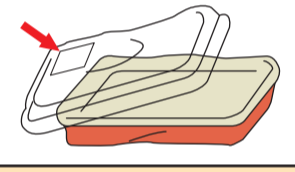
<b>●Small electrical appliances</b> 	<b>●Glass, pottery</b> 	<b>●Umbrellas</b> 	<b>●Light bulbs, LED products</b> 	<b>●Stain-resistant bottles and cans</b> <ul style="list-style-type: none"> <li>※ Empty the contents and remove the lid.</li> </ul>
<b>●Toys</b> <ul style="list-style-type: none"> <li>Toys that run on batteries or electricity</li> </ul>	<b>●Cutlery</b> <ul style="list-style-type: none"> <li>※ Wrap dangerous knives, glasses, etc. in paper or put them in a box and write the contents.</li> </ul>		<b>●Pot, Frying pan</b> <ul style="list-style-type: none"> <li>※ Dispose of the pressure cooker as "contact garbage".</li> </ul>	

## Plastic Containers and Packaging

- Dirty items cannot be recycled. Wash with water or wipe with paper or cloth before disposal.
- Items that cannot be cleaned or have a bad smell should be disposed of as "Burnable Garbage."

<p>Applicable for objects with this logo</p>	<b>●Polyethylene bag, wrapping</b> 	<b>●Cup, pack</b> 	<b>●Packaging material</b> 	<b>●Net</b> 
<b>●Tray</b> 	<b>●Bottles</b> 	<b>●Plastic bottle cap</b> 		

Labels (price tags etc.) on the top of plastic lids and wrappers do not need to be removed.



## Bottle, Can, PET Bottle

※ Do not dispose in bags.

Bottle ※ beverage, food bottle			Can ※ beverage, food can	Pet bottle	
<b>Colorless, transparent bottle</b> 	<b>Brown bottle</b> 	<b>Other colored bottles (blue, black, green etc.)</b> 			<p>Applicable for objects with this logo</p> <p>：ボトル</p> <p>PET</p>
<b>White</b> 	<b>Brown</b> 	<b>Black</b> 	<b>Blue</b> 	<b>Net</b> 	<b>Yellow</b> 
<b>1 Ensure cap is removed.</b> 	<b>2 Rinse the inside lightly.</b> 	<b>※ Bottle labels do not need to be removed.</b> 	<b>Empty all contents. Rinse lightly, or wipe clean with cloth or paper.</b> 		<b>1 Ensure cap and label are removed.</b> 
					<b>2 Rinse the inside lightly.</b> 
					<b>3 Flatten it.</b> 
					<p>Dispose as Plastic Containers and Packaging</p>

## Special Items

※ Do not dispose in bags.

<b>●Fluorescent tube</b> <ul style="list-style-type: none"> <li>Fluorescent tube only</li> <li>There are no color specifications.</li> <li>※ Please wrap it in a box or newspaper.</li> <li>※ Dispose of broken fluorescent tubes as non-burnable garbage.</li> </ul>	<b>●Battery</b> <ul style="list-style-type: none"> <li>※ For safety, attach cellophane tape to each button/coin-type battery and small rechargeable battery to insulate them.</li> </ul>	<b>●Heated cigarette</b> <b>●Electronic cigarette</b> 	<b>●Lighter</b> 	<b>●Spray can</b> <b>●Desktop gas cylinder</b> <ul style="list-style-type: none"> <li>※ No drilling required.</li> </ul>	<b>●Mercury thermometer</b> <b>●Mercury sphygmomanometer</b> 	<b>Other objects</b> <ul style="list-style-type: none"> <li>There are no color specifications.</li> </ul>
--	---	--	---------------------	--	---	--


## Examples of Rubbish that Cannot be Disposed at Local Collection Sites

<b>○ Recyclable electric appliance</b> 	<b>○ Recyclable personal computer</b> 	<b>○ Special waste (car parts, construction debris etc.)</b> <b>※ Call for professional disposal services.</b> 	<b>○ Leftover paint, waste oil, chemicals etc.</b> <b>※ Call for professional disposal services.</b> 
--	---	---	---

# Rubbish Which Requires Contact (Fees applied)

○ Items made of hard materials, items longer than 60 cm, etc.

① **Application** Please apply to the Contact Garbage Reception Center.


**Phone** ☎ 053-453-2288  
**FAX** FAX 053-454-1221  
**Internet** hamamatsu renrakugomi 検索  
**LINE** renrakugomi LINE 検索

**Call reception hours**  
 8:30~17:00  
 ※ Saturday Sunday, 5/3~5/5  
 Partial end of year 1/1~1/3 will be closed

○ Please tell the Contact Garbage Reception Center the item, number, and place of disposal of the contact garbage. Make a note of the date of collection, reception number, amount of processing fee, and place of disposal.  
 ※ The amount varies depending on the item and size.  
 ※ You can get up to 10 points with one application.  
 ※ You cannot choose the collection date and time.  
 ※ It may be difficult to connect to the phone on Mondays and the days following national holidays.  
 ※ Internet, LINE, and FAX applications take longer than telephone applications.

※ Contact the reception center to add, amend or cancel items and application.

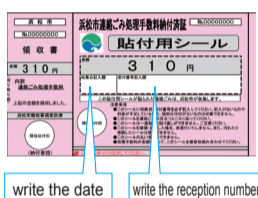
② **Payment of service fee** Pay the service fee

○ Please pay at a convenience store, ward office or administrative center in Hamamatsu City and receive a certificate of payment.



③ **Paste the sticker** Paste the sticker that comes with the payment receipt onto the item to be disposed.

○ Please write the garbage collection date and reception number on the sticker on the payment certificate.  
 ○ Please post the required number of sheets for each item in a visible place.  
 ※ 310 yen is 1 piece, 620 yen is 2 pieces, 930 yen is 3 pieces, 1,240 yen is 4 pieces.



④ **Put out your rubbish** Place the rubbish to be disposed at the confirmed collection site before 8:30am on the collection day.

○ Your presence is not required during collection.  
 ※ Requests such as removal from within the house premises or preferred timing are not accepted.  
 ※ When disposing multiple items, the collection times may vary depending on the item.



## ☆ Example of Rubbish Which Requires Contact

※ Items with a maximum length or diameter exceeding 2m or a weight exceeding 100kg cannot be collected.

**Large electrical appliance**  
 Stereo sets, Massage machines (chairs), Iron, Vacuum cleaner, Fan  
 ※ Considered as Rubbish Which Requires Contact even if less than 60cm.

**Objects with large metal pieces**  
 Electric tools, Microwave, Rice cooker, Pressure cooker, Heater, Hot plate, Gas stove

**Non-Burnable Rubbish larger than 60cm**  
 Bicycle, Laundry rack, Chest of drawers, Futon, Carpet


**Wooden furniture with a maximum length or diameter exceeding 60cm**  
 Table, Round table, Chest of drawers  
 Total length = ① + ② + ③

**Blanket**  
 ※ Please fold futons and carpets into small pieces and tie them with string.

## ☆ Payment of service fee for Rubbish Which Requires Contact

• Please keep the receipt in a safe place until the garbage collection is completed.  
 • Payment receipts cannot be refunded or reissued. Please pay the fee after applying.  
 ※ Items that cannot be collected due to insufficient funds will be written on paper and notified.

### Certificate of payment of fees

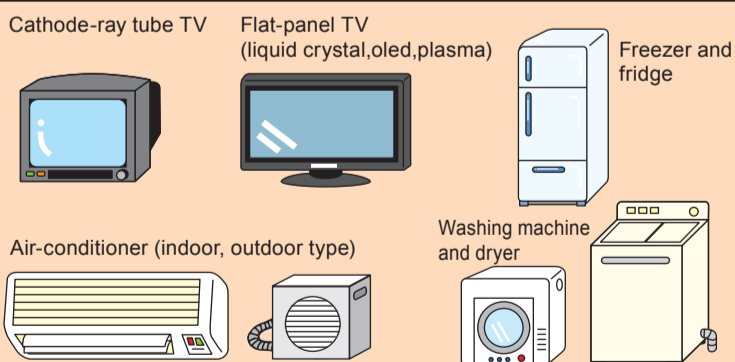


## Personal Disposal ※ Contact garbage costs money.

○ When you put out a lot of garbage and resource items, please bring it to the cleaning factory yourself.  
 ○ For contact refuse, please call the contact refuse reception center (☎ 053-453-2288). For other than contact garbage, please call to the place of delivery. (Please call on the day you carry it in or the day before. However, if you carry in contact refuse to Tenryu Eco Terrace on Saturday, please call on the previous business day).  
 ○ Saturdays (excluding Seibu Cleaning Plant, Tenryu Eco Terrace), Sundays, etc. cannot be brought in.  
 ○ Please bring it in a state where you can separate it and put it into the accumulation point.  
 ○ Please fill out and submit the "Application for Approval for Importing Municipal Waste".  
 ○ The amount to be transported at one time is up to one light truck.  
 ○ Please unload by yourself.  
 ○ If you do not have a means of transportation, ask a licensed general waste collection and transportation company. (it will cost money.)

Destination (Carry-in time)	Location	Telephone number (Prior notification of contact garbage) ☎053-453-2288	Items that can be brought in							
			Burnable garbage	Incombustible garbage	Plastic containers and packaging	Bottle	Can	PET bottles	Specific item	Contact garbage (Paid)
Seibu cleaning plant (8:30 to 17:00)	26098-1 Shinohara -cho, Chuo -ku	☎053-440-5374	○	—	—	—	—	—	—	—
Nanbu cleaning center (8:30 to 16:00)	1011, Tsutsumi -cho, Chuo -ku	☎053-441-3800	—	○	○	○	○	○	○	○
Heiwa final disposal site (8:30 to 16:00)	77 Hiramatsu -cho, Chuo -ku	☎053-487-1131	○	○	○	○	○	○	○	○
Hamakita cleaning center (8:30 to 16:00)	954 Nagashima, Hamana -ku	☎053-586-8686	○	○	○	○	○	○	○	○
Tenryu Eco Terrace (Tenryu cleaning plant) (8:30 to 17:00)	1461 Aoya, Tenryu -ku	☎053-581-8810	○	○	○	○	○	○	○	○
Misakubo / Sakuma clean center (8:30 to 16:00)	2258 Okuryoke, Misakubo -cho, Tenryu -ku	☎053-987-1957	○	○	○	○	○	○	○	○

## Recycling of Electric Appliances



※ Recycling fee varies according to the manufacturer  
 ※ Postage charges apply separately.

○ Please ask the shop where you are replacing or the shop where you bought it in the past to pick it up. (A collection and transportation fee will be charged separately.)

○ When carrying by yourself

- (1) Check the manufacturer, the screen size of the TV, and the internal volume of the refrigerator/freezer.
- (2) Please pay the recycling fee at the post office. Please get a proof of payment.
- (3) Please take the recycling ticket attached to the payment certificate and the waste home appliance to the designated collection point.

○ If you cannot carry yourself

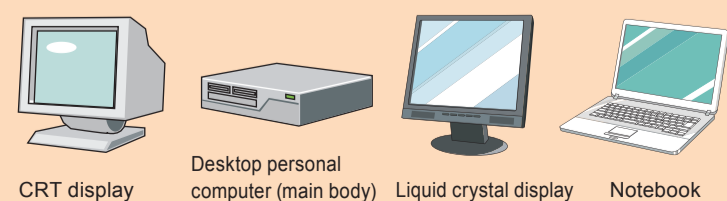
Please ask the dealer or licensed general waste collection and transportation company. (it will cost money.)

※ For details, please call the Home Appliance Recycling Coupon Center (☎0120-319640).

※ For more information [kadenseihinkyukai](https://www.rkc.aeha.or.jp) 検索 (https://www.rkc.aeha.or.jp)

Designated collection place  
**Nippon Express Co., Ltd**  
 Hamamatsu Branch  
 1200 Kamida-machi chuo-ku ☎442-1665

## Recycling of Personal Computers



○ Please ask the manufacturer of the PC to collect them.

※ Items sold before September 30, 2003 are subject to a recycling fee.

※ Please see the manufacturer's homepage for application methods and recycling fees.

※ For more information, please see our homepage.

PC3R Promotion Association 検索 (https://www.pc3r.jp)  
 PC 3R Promotion Association (☎03-5282-7685)